

Effect of vermicompost tea (VCT) on the morphology and physiology of tomato and the suppression of root knot nematode

by
Abira, S.

B&PS, University of California, Riverside.

INTRODUCTION

- Vermicompost was made from field waste, leaf litter, straws and horse manure acted upon by earthworms.
- Vermicompost formed are then brewed to form vermicompost tea in a commercial compost tea brewer.
- Vermicompost tea - obtained from Salton Sea Farms in Thermal, CA.
- Two types for the Experiment – VCT and nsVCT




OBJECTIVES :

- **Obj 1:** Identify and quantify hormones in VCT (Radio Immuno Assay- RIA).
- **Obj 2:** Hormone concentration - cause a response in the growth and yield parameters of tomato.
- **Obj 3:** nsVCT can suppress root knot nematode (*Meloidogyne incognita*) infestation.
- **Obj 4:** Examine the microbial population in VCT (RISA and SSU).

Obj 1: To identify and quantify hormones present in VCT (RIA).

Obj 2: To observe if the hormone concentration is sufficient to cause a response in the growth and yield parameters of tomato.

Experiment set up:



Treatments

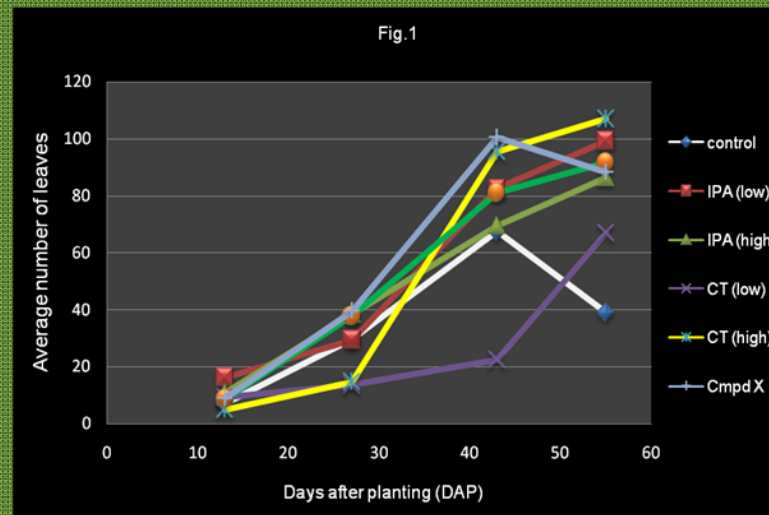
- T₁ – Control
- T₂ – VCT (low)
- T₃ – VCT (high)
- T₄ – IPA (low)
- T₅ – IPA (high)
- T₆ – Benzyladenine
- T₇ – Compound X

Biometric parameters: Plant height (cm), Plant Biomass, Number of leaves and flowers

Yield parameters studied (harvesting): Number of vegetative and fruiting branches, per cent fruit set and total yield in number.

RESULTS

- VCT contained 41.73 μg - IAA, 1.44 μg - IPA but only 0.022 μg - ABA per 100 ml.
- No treatment had a significant effect on tomato shoot height or tap root length (data not shown).
- Plants watered daily with VCT (T3) had more leaves than plants in all other treatments ($P < 0.0001$)(Fig.1).
- The plants receiving treatments T3, T5 & T7 had significantly greater dry weight than the control (T1) (Fig.2).



- VCT (T3) and (T7) had more vegetative and fruiting branches than VCT (T2), Benzyladenine (T6) and IPA (T4 and T5) ($P < 0.0001$) (Fig. 3 & 4).
- Plants in all treatments showed a significant increase in fruit number and fruit size as compared to the control ($P < 0.0001$).

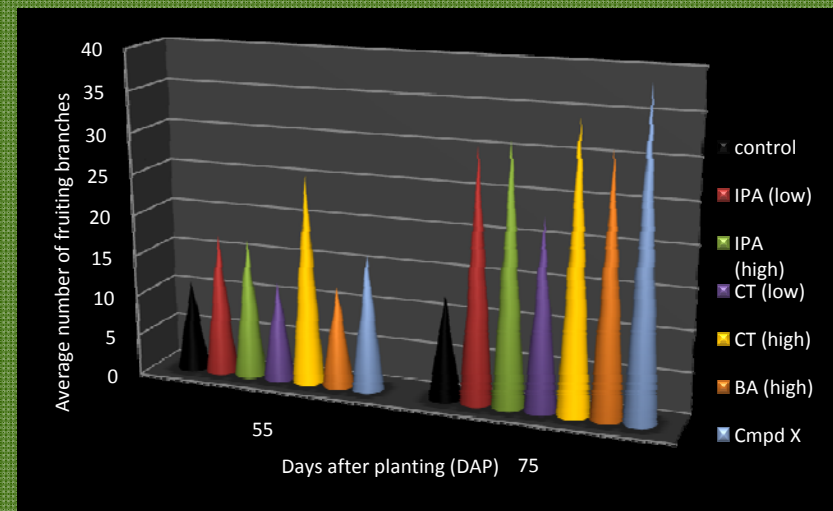
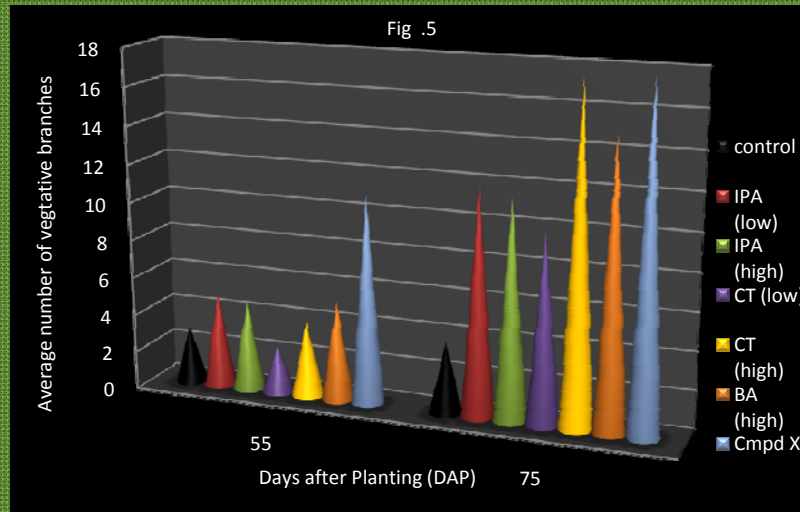


Fig 3 and Fig 4: average number of vegetative and fruiting branches for the treatments during the growing period.

- Treatment T3 produced significantly more fruits ($P < 0.0008$) (Fig. 5) and larger fruits than the control plants ($P < 0.0001$) (Fig. 6).

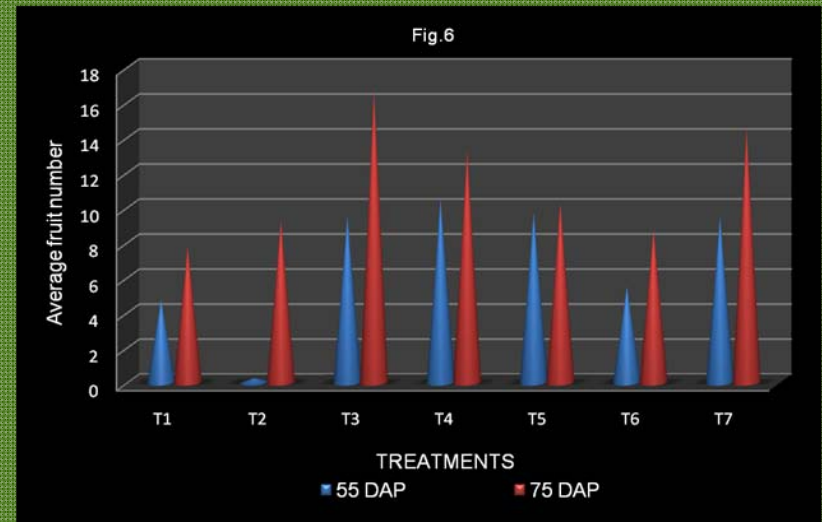
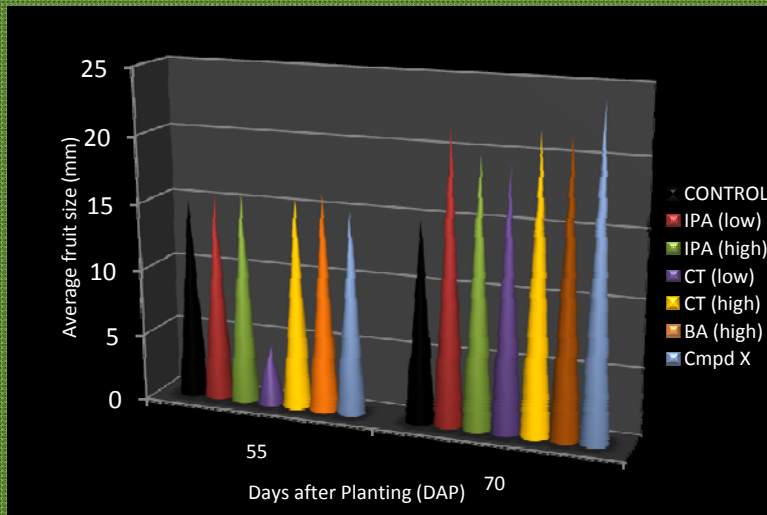


Fig 5 and Fig 6: Average fruit size and fruit number for the treatments in the growing period.

Obj 3: Determine if VCT can suppress root knot nematode (*Meloidogyne incognita*) infestation.

Experiment set up:

- T₁ - Control
- T₂ - 50% VCT + 5000 eggs
- T₃ - 50% VCT + 10000 eggs
- T₄ - 100% VCT + 5000 eggs
- T₅ - 100% VCT + 10000 eggs
- T₆ - IPA + 5000 eggs
- T₇ - IAA + 5000 eggs
- T₈ - 5000 eggs
- T₉ - 10000 eggs
- T₁₀ - VCT



RESULTS :



T₁ – Control



T₂ – 50% VCT + 5000 eggs



T₃ – 50% VCT + 10000 eggs



T₄ – 100% VCT + 5000 eggs



T₅ – 100% VCT + 10000 eggs



T₆ – IPA + 5000 eggs



T₇ – IAA + 5000 eggs

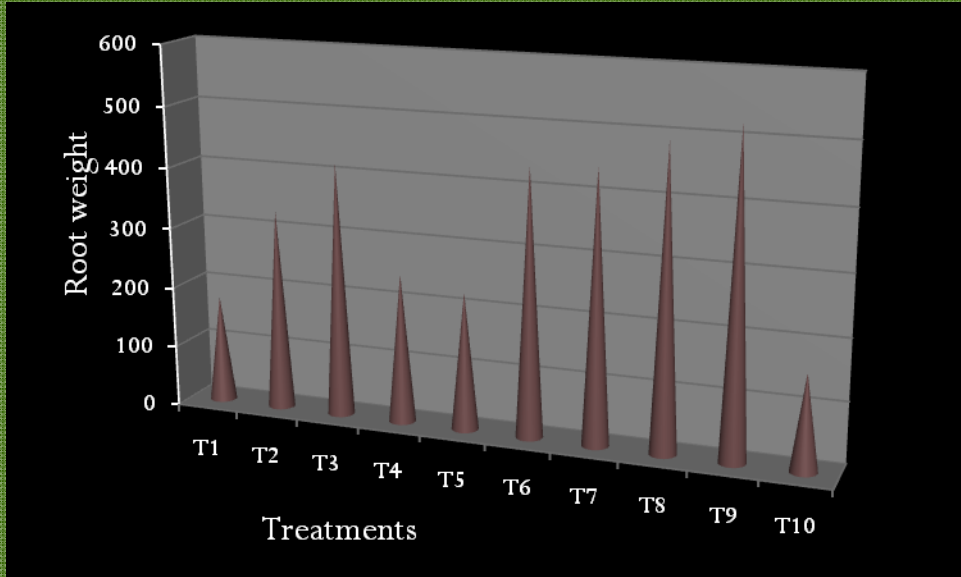


T₈ – 5000 eggs

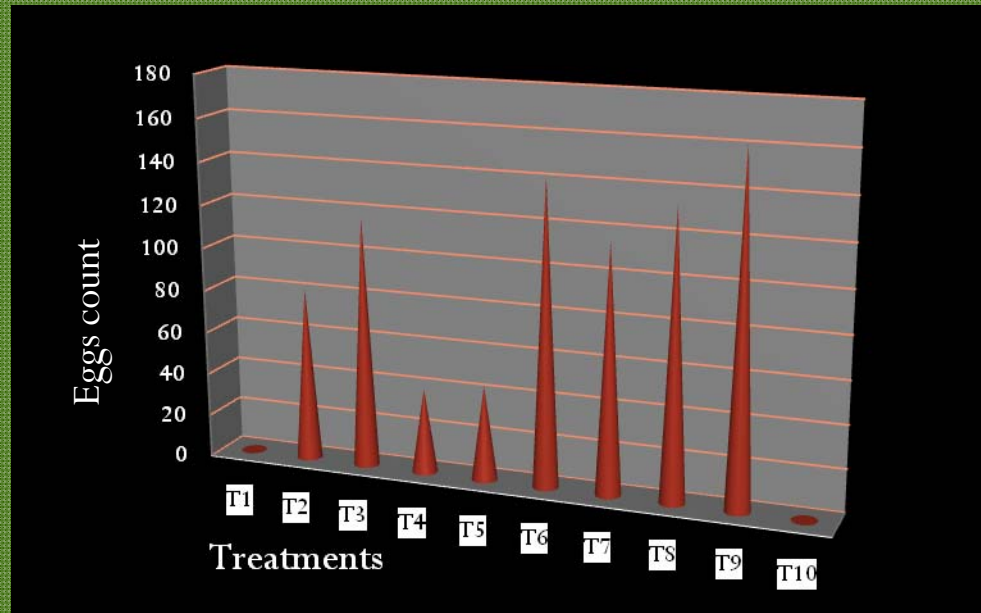


T₉ – 10000 eggs

Root weight

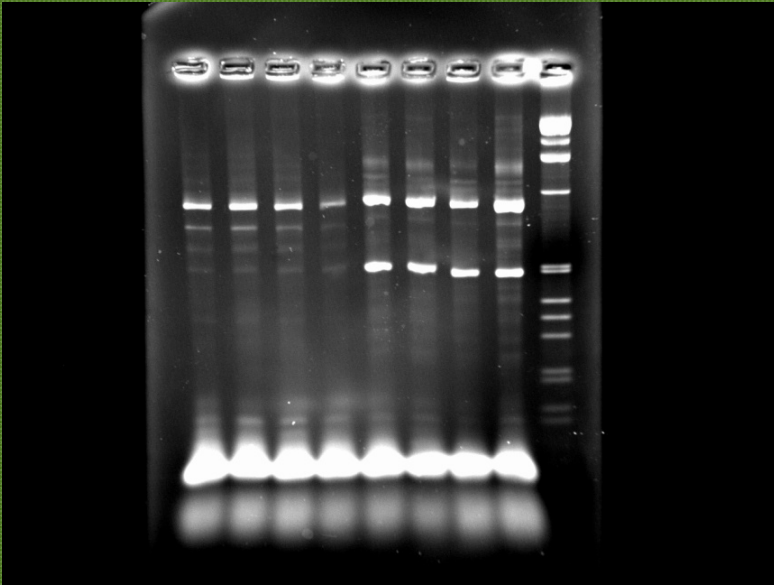


Nemtoode count

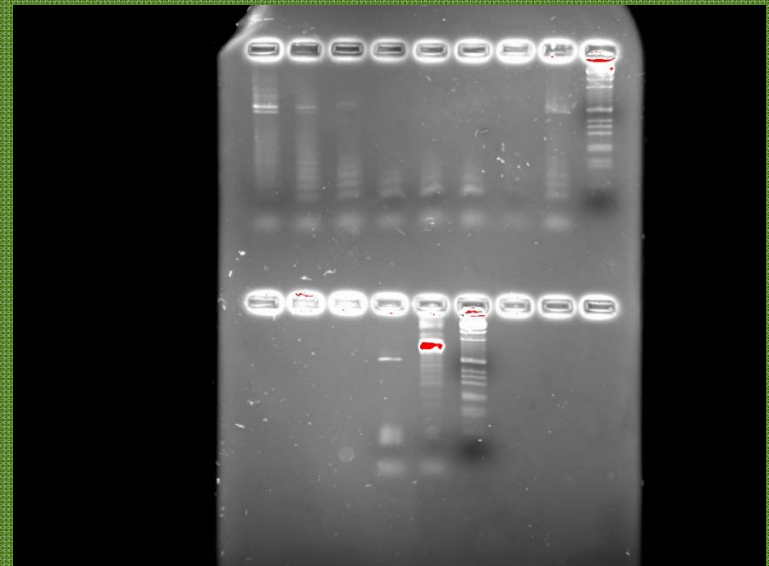


Obj 4: Examine the microbial population in VCT (RISA and SSU).

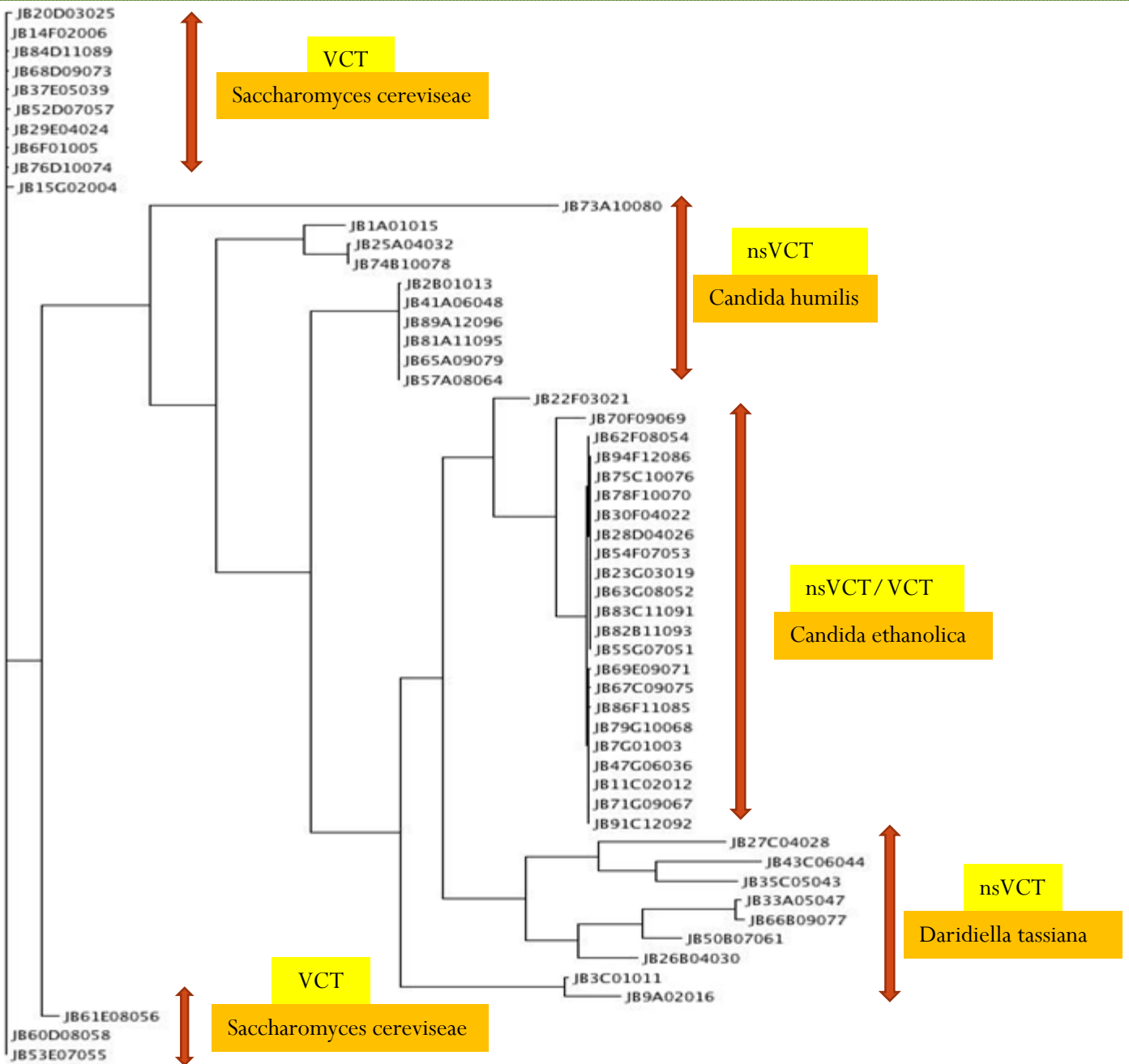
Fungal composition in VCT



Bacterial composition in VCT



RESULTS



CONCLUSION & FUTURE WORK

- The hormones present in the VCT(RIA) were IPA, IAA and ABA .
- The low VCT concentration was sufficient to cause a response in the growth and yield parameters of tomato. However, high VCT concentration was better.
- VCT can suppress root knot nematode (*Meloidogyne incognita*) infestation whereas hormones present may not have a role in that.
- Microbial Population of VCT and nsVCT revealed more of fungal component than bacterial component.

Thank You!!